

FIRE BOATS SAR BOATS





Scan code for
PDF® version

LOYD
SHIPYARD

INNOVATION
DESIGN
ENGINEERING
ANALYSIS
SAFETY

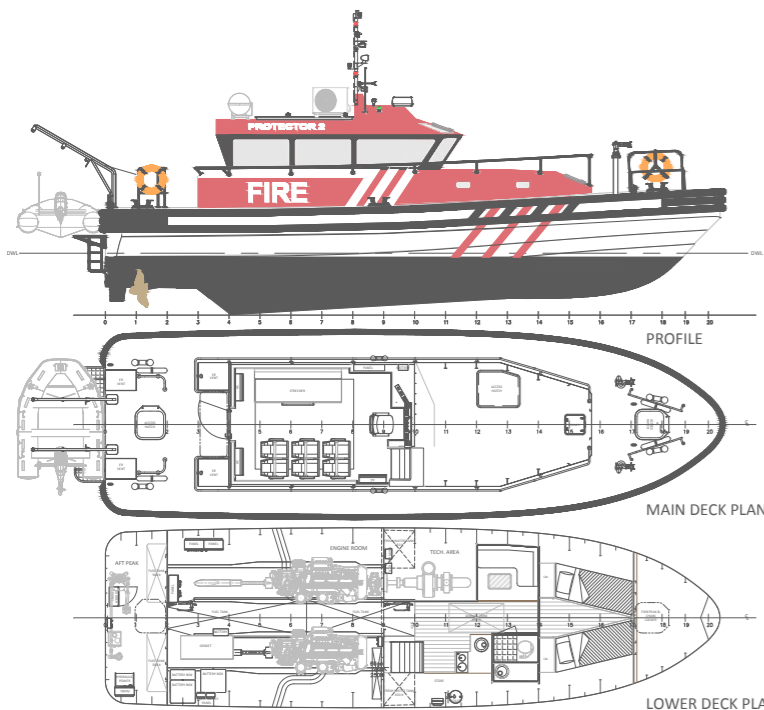


ISO 9001
ISO 14001
ISO 45001



FIFI 1705C

16.8 meter Steel Patrol Boat









PARTICULARS	
Hull	Steel / Aluminum
Wheelhouse	Aluminum
Length	16.80 m
Beam	5.20 m
Displacement (Max)	36000 kg
Draft	1.60 m
Classification	Bureau Veritas
PERFORMANCE	
Max Speed	25 knots / 30 knots
Cruise Speed	20 knots / 25 knots
Range	300 nm @ 20 knots
PROPULSION	
Engines	2 x CAT C18
Propulsion	FPP
Power	2 x 873 hp @ 2200 rpm
CAPACITIES	
Fuel	2800 L +1000 L Ext. tank
Fresh Water	900 L
Waste Water	450 L
Complement	2 Crew + 8 Fireman
ELECTRICAL	
Power Supply	220V AC - 24V DC
Genset	19 kW - 220V @ 50Hz
Air Conditioning	2 x 18 000 BTU 96000 BTU opt.
NAVIGATION	
- Compass	- Echo sounder
- Navigation lights	- Satellite compass
- VHF radio	- EPIRB
- GPS	
- Radar	
OPTIONAL EXTRAS	
FIFI Monitors	2 x Manual - 1 x Remote operated
Fire pump	600 m ³ / hr



FIRE BOAT

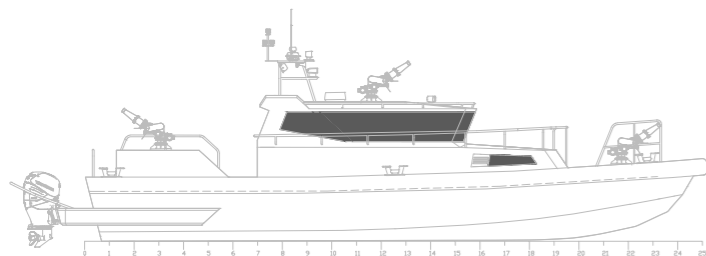
FIFI 1705C SERIES



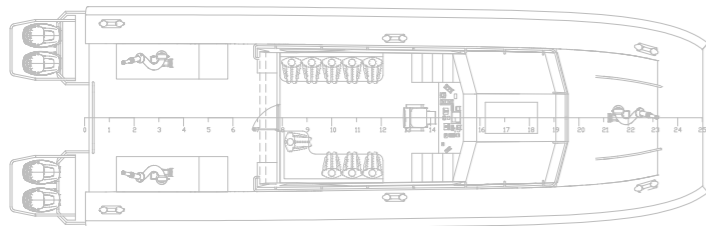
 HULL A-Grade Steel	 WHEELHOUSE 5083 Aluminum	 LENGHT 16.80 meter
 PROPULSION FPP 2 x 873 hp	 SPEED up to 30 knots	 CAPACITY 8 Fireman 2 Crew

HD1606FIFI

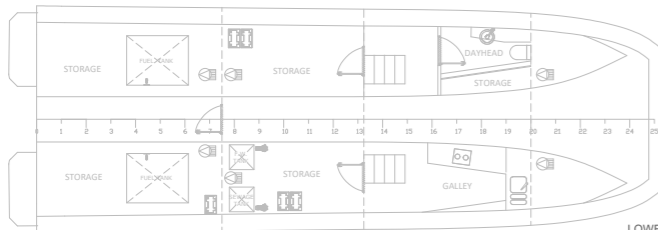
16.1 meter HDPE FIFI Catamaran



PROFILE VIEW



MAINDECK VIEW



LOWERDECK VIEW

PARTICULARS	
Hull	HDPE
Wheelhouse	HDPE
Length	16.10 m
Beam	5.40 m
Displacement (Max)	TBC
Draft	0.60 m
Classification	TBC

PERFORMANCE	
Max Speed	40 knots
Cruise Speed	20 knots

PROPULSION		
Engines	Suzuki	OXE
Type	Outboard	Diesel outboard
Power	4 x 300 hp	4 x 300 hp

CAPACITIES	
Fuel	1000 L
Fresh Water	200 L
Waste Water	200 L
Complement	9 + 1 person

ELECTRICAL	
Power Supply	220V AC - 24V DC
Genset	TBC
Air Conditioning	TBC

NAVIGATION	
- Compass	- Echo sounder
- Navigation lights	- Satellite compass
- VHF radio	- EPIRB
- GPS	
- Radar	

OPTIONAL EXTRAS



FIRE CATAMARAN

HD1606FIFI SERIES



HULL

HDPE



WHEELHOUSE

HDPE



LENGHT

16.10
meter



PROPULSION

Outboard
4 x 300 hp



SPEED

up to
30 knots



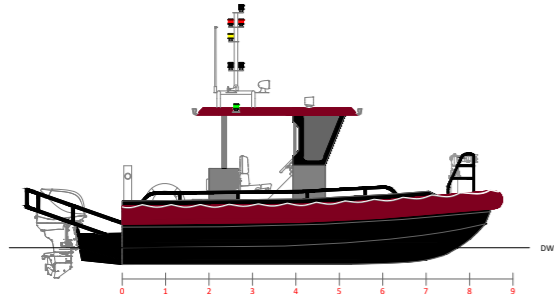
CAPACITY

9 + 1
Crew

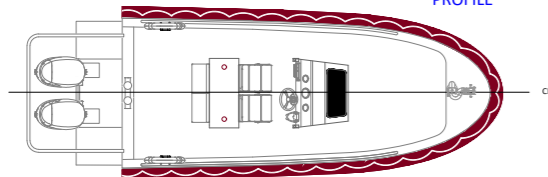
LOYD
SHIPYARD

FIFI 803F

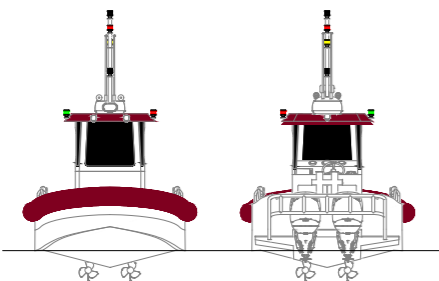
8.2 meter Aluminum FiFi Boat



PROFILE



PLAN



FWD VIEW

AFT VIEW

PARTICULARS	
Hull	Aluminium
Length	8.25 m
Beam	3.00 m
Draft	0.28 m
PERFORMANCE	
Max Speed	20 knots
Cruise Speed	15 knots
Range	180 nm @ 15 knots
PROPULSION	
Engines	Neander Dtorque
Jets	Diesel Outboard Engine
Power	2 x 50 hp
CAPACITIES	
Fuel	500 l
Fresh Water	N/A
Waste Water	N/A
Complement	2 Crew
ELECTRICAL	
Power Supply	12V DC (2x100Ah)
Genset	N/A
Air Conditioning	N/A
NAVIGATION	
- Compass	- Echo sounder
- Navigation lights	
- VHF radio	
- GPS	
- Radar	
OPTIONAL EXTRAS	
FIFI Monitor	



FIRE BOAT

FIFI 803F SERIES



HULL

5083
Aluminum



WHEELHOUSE

5083
Aluminum



LENGHT

8.25
meter



PROPULSION

Outboard
2 x 50 hp



SPEED

up to
20 knots

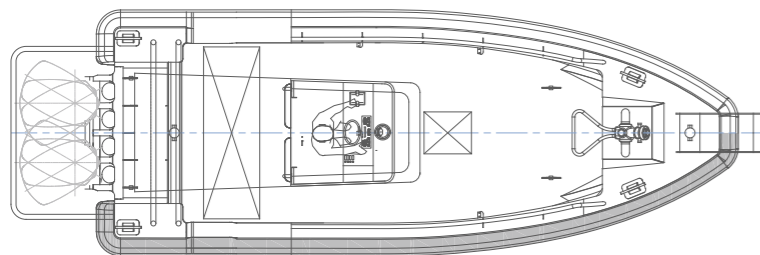
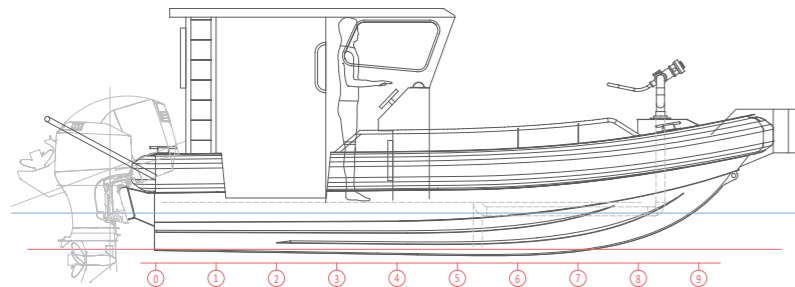


CAPACITY

2 + 1
Crew

Navigator 600C

5.9 meter Aluminum FiFi Boat









PARTICULARS	
Hull	Aluminium, Planing, Foam D Fender
Wheelhouse	Aluminium
Length	5.90 m
Beam	2.50 m
Displacement (Max)	1670 Kg (full load)
Draft	0.50 m
Classification	Grey Boat Code / CE
PERFORMANCE	
Max Speed	30 knots
Cruise Speed	19 knots
Range	115 nm @ 19 knots
PROPULSION	
Engines	Mercury, Yamaha
Jets	Outboard Engine
Power	100 - 150 bhp
CAPACITIES	
Fuel	190 L
Fresh Water	0 L
Waste Water	0 L
Complement	1 + 3 Person
ELECTRICAL	
Power Supply	12V DC (2x100Ah)
Genset	Yes, Firepump
Air Conditioning	n.a
NAVIGATION	
Compass	
Navigation lights	
VHF radio	
Garmin GPS	
OPTIONAL EXTRAS	
Firepump size	



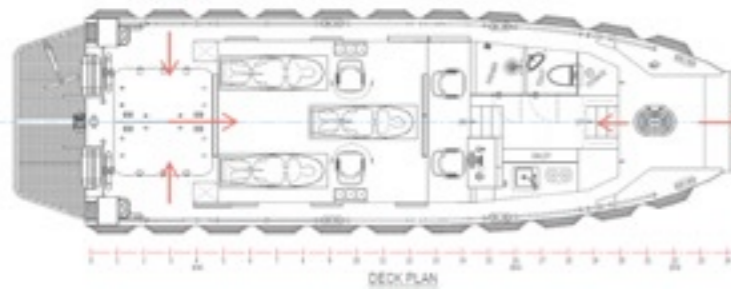

FIRE BOAT

Navigator 600C SERIES

 HULL 5083 Aluminum	 WHEELHOUSE 5083 Aluminum	 LENGHT 5.90 meter
 PROPULSION Outboard 2 x 50 hp	 SPEED up to 30 knots	 CAPACITY 3 + 1 Crew

Sherpa 12

12 meter Aluminum Ambulance Vessel









PARTICULARS	
Hull	Aluminium, Planing
Wheelhouse	Aluminium
Length	12.00m
Beam	4.00m
Displacement (Max)	10.6 tons (full load)
Draft	0.60m
Classification	Bureau Veritas
PERFORMANCE	
Max Speed	36 knots
Cruise Speed	23 knots
Range	223 nm @ 23 knots
PROPULSION	
Engines	Inboard or Outboard options
Propulsion	Stern, Leg Drive, Jets Optional
Power	600 bhp
CAPACITIES	
Fuel	1000 L
Fresh Water	100 L
Waste Water	100 L
Complement	6 + 2 Pax
ELECTRICAL	
Power Supply	230 VAC, 24 VDC
Genset	10 kVA Optional
Air Conditioning	Yes (full AC)
NAVIGATION	
Garmin Equipment etc.)	
AIS	
VHF/HF	
OPTIONAL EXTRAS	
Layout to meet clients need	



AMBULANCE VESSEL

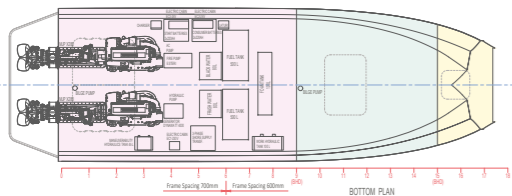
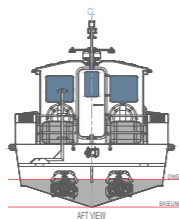
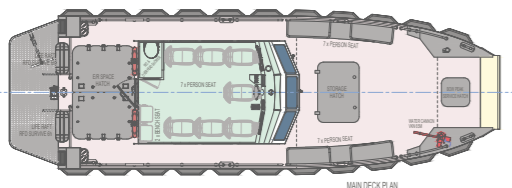
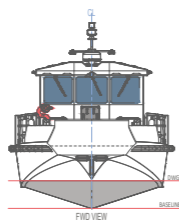
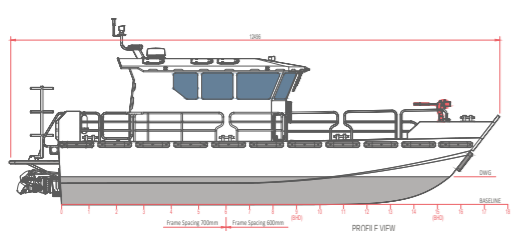
SHERPA 12 SERIES



 HULL 5083 Aluminum	 WHEELHOUSE 5083 Aluminum	 LENGHT 12 meter
 PROPULSION Inboard 600 hp	 SPEED up to 36 knots	 CAPACITY 6 + 2 Crew

Sherpa 12

12.5 meter Aluminum Landing Craft



PARTICULARS	
Hull	Aluminium
Wheelhouse	Aluminium (Optional)
Length	12.5 m
Beam	4.0 m
Displacement (Max)	12300 Kg (full load)
Draft	0.55 m
Classification	Special Craft Rules, ISO standard, BV
PERFORMANCE	
Max Speed	40 knots
Cruise Speed	20 knots
Range	161 nm @ 20 knots
PROPULSION	
Engines	Mercury & Yamaha
Propulsion	Outboard Engine
Power	3 x 300 bhp
CAPACITIES	
Fuel	1000 L
Fresh Water	100 L
Waste Water	100 L
Complement	9 Crew
ELECTRICAL	
Power Supply	12V DC (4x200Ah)
Genset	10 kW
Air Conditioning	10 000 BTU
NAVIGATION	
Compass	
Navigation lights	
VHS radio	
EPIRB	
Garmin GPS	
OPTIONAL EXTRAS	
Inboard Engine, Stem drive, Jet Drive	



LANDING CRAFT

SHERPA 12 SERIES



 HULL 5083 Aluminum	 WHEELHOUSE 5083 Aluminum	 LENGHT 12.50 meter
 PROPULSION Outboard 3 x 300 hp	 SPEED up to 40 knots	 CAPACITY 9 Crew



Aydınlı mahallesi, Esenlik sokak no:3, 34953
Tuzla / İstanbul - TURKIYE


Office Phone
+90 216 393 33 28

Marketing Phone
+90 532 598 32 32

www.loydshipyard.com

info@loydshipyard.com

**IN-STOCK
OPTIONS**
Available
online



SCAN QR-CODE

